

Product Name:

General information

- This luminaire must be installed in accordance with the latest edition of the IET Wiring Regulations and local Building Regulation by a qualified competent person.
- The mains power supply must be turned off before inspection, installation or removal of the luminaire, ensuring that the supply is locked off to prevent inadvertently switching the supply on.
- It is the installer's responsibility to ensure that the installation is suitable for the total load of the luminaire(s). The supply cable fuses/circuit breakers must be correctly rated for the electrical load and taking into account for any transient inrush currents that may occur.
- It is the installer's responsibility to ensure that the environmental operating and storage conditions are complied with and that any fire risks are considered.
- Do not perform insulation strength or insulation resistance tests on the installation with the luminaire(s) connected, this can damage the luminaires and give erroneous readings.
- Do not loop-in supply cables at the luminaire supply terminals unless there is provision for 2-way connection at the terminals.
- The light source contained in this luminaire must only be replaced by TamLite Lighting or an appointed service agent.
- Emergency lighting luminaires must be installed and maintained in accordance with the emergency lighting standard BS 5266-1.
- To ensure that the product warranty remains valid, the luminaire must be installed and maintained in accordance with these installation instructions and the product must not be modified in any way.



Luminaires marked with this symbol must not be covered with thermally insulating material.

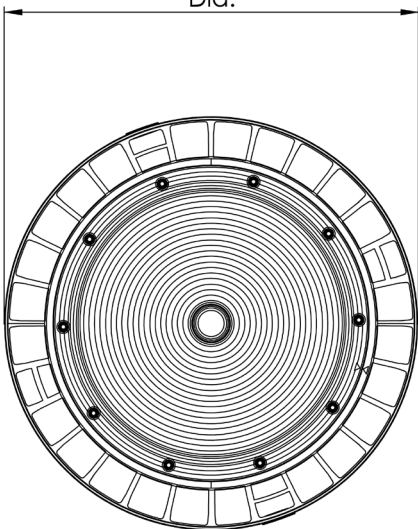


This symbol on covers over light sources indicates dangerous live parts do not operate the luminaire with this cover removed.

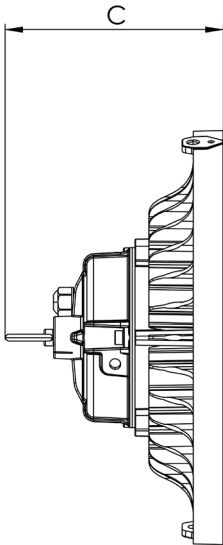
Dimensions

	Dia. (mm)	C (mm)
ALPA1450WNW / ALPA1450WNWRMDCF	272	160
ALPA2100WNW / ALPA2100WNWRMDCF	300	165
ALPA2719WNW / ALPA2710WNWRMDCF / ALPA3200WNW	330	170

Dia.



C



INSTALLATION & OPERATING INSTRUCTIONS



Product Name:

<p>1</p>	<p>2</p>								
<p>3</p>	<p>4</p>								
<p>5</p>	<p>6</p>								
<p>7</p> <table border="1"> <thead> <tr> <th>MODE 1</th> <th>MODE 2</th> <th>MODE 3</th> <th>MODE 4</th> </tr> </thead> <tbody> <tr> <td>Brightness – 100% Sensitivity – 75% Hold time – 10s Daylight - No Stand By level - 0 Stand by time - Infinite</td> <td>Brightness – 100% Sensitivity – 75% Hold time – 20m Daylight - No Stand By level - 0 Stand by time - Infinite</td> <td>Brightness – 100% Sensitivity – 75% Hold time – 20m Daylight - No Stand By level - 10% Stand by time - 30min</td> <td>Brightness – 100% Sensitivity – 75% Hold time – 20m Daylight - No Stand By level - 10% Stand by time - Infinite</td> </tr> </tbody> </table>		MODE 1	MODE 2	MODE 3	MODE 4	Brightness – 100% Sensitivity – 75% Hold time – 10s Daylight - No Stand By level - 0 Stand by time - Infinite	Brightness – 100% Sensitivity – 75% Hold time – 20m Daylight - No Stand By level - 0 Stand by time - Infinite	Brightness – 100% Sensitivity – 75% Hold time – 20m Daylight - No Stand By level - 10% Stand by time - 30min	Brightness – 100% Sensitivity – 75% Hold time – 20m Daylight - No Stand By level - 10% Stand by time - Infinite
MODE 1	MODE 2	MODE 3	MODE 4						
Brightness – 100% Sensitivity – 75% Hold time – 10s Daylight - No Stand By level - 0 Stand by time - Infinite	Brightness – 100% Sensitivity – 75% Hold time – 20m Daylight - No Stand By level - 0 Stand by time - Infinite	Brightness – 100% Sensitivity – 75% Hold time – 20m Daylight - No Stand By level - 10% Stand by time - 30min	Brightness – 100% Sensitivity – 75% Hold time – 20m Daylight - No Stand By level - 10% Stand by time - Infinite						

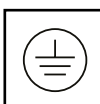
Page 2 of 2

Tamlite Technical
Stafford Park 12,
Telford, Shropshire,
TF3 3BJ

+44(0)1952 292441
technical@tamlite.co.uk
Document No: V1



100-277V
50/60Hz



IP65

IK08

ta
-20°C to 25°C
0°C to 40°C
for PIR variant