

# ELITE SL



Recessed downlight for open areas and escape routes


Virtually service free emergency lighting

Easy to install with simple connection wiring



Lighting for  
**a Living**

# ELITE SL



- Recessed downlight for open areas and escape routes
- Virtually service free emergency lighting
- Easy to install with simple connection wiring
- Available as basic, DALI and auto self-test versions
- Small ceiling hole 40-43mm with 80mm height
- Very low stand-by power loss
- Maintained and non-maintained versions
- Available with e-CONNECT



5 YR

IP20

Recessed emergency downlight

Order Code	Description	lm	W	lm/W	kg
ELSLNM3	2W - 6500K	200	2	100	0.22

Dimensions

Order Code	C (mm)	Dia.	Cut out
ELSLNM3	80	51	40-43

CONSTRUCTION

- Polycarbonate body finished in white
- Lithium iron phosphate (LiFePO4) batteries
- Integral driver
- Supplied as standard with daylight (6500K) LED

OPTIONS

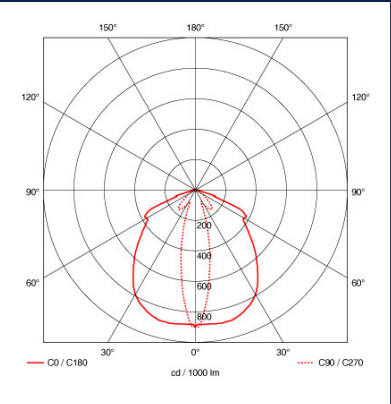
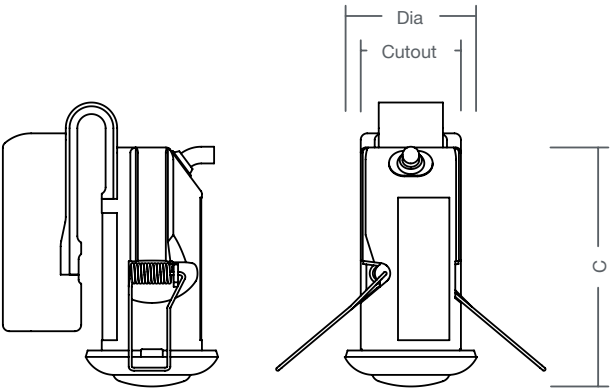
A3	Emergency self test
D3	DALI self test

INSTALLATION NOTES

Recessed fix via fixing springs and wired via 3-way termination box

TO SPECIFY

Recessed compact LED emergency downlight as per TamLite ELITE SL range



## Tamlite Lighting Sales Centre

Tamlite Field Sales Centre,  
Park Farm Industrial Estate,  
Redditch, Worcestershire,  
B98 0HU

T. 01527 517 777  
E. [sales@tamlite.co.uk](mailto:sales@tamlite.co.uk)  
W. [tamlite.co.uk](http://tamlite.co.uk)

## Over 50 years lighting for a **Living**

As a UK manufacturer we have one of the widest lighting ranges across:



Communal



Education



Emergency



Healthcare



Industrial



Office



Retail  
& Leisure



Sports



Urban



Warehouse  
& Logistics