






EMPRO

High output LED downlight for open areas and escape routes

Easy to install with simple connection wiring

Virtually service free emergency lighting



LIAQA AWARD
WINNER 2017



Lighting for
a Living

EM PRO

RECESSED EMERGENCY DOWNLIGHT

5 YR

IP20



6500K

FEATURES

- > High output LED downlight for open areas and escape routes
- > Virtually service free emergency lighting
- > Easy to install with simple connection wiring
- > Available as basic, DALI and auto self-test versions
- > Small ceiling hole 40-43mm with 80mm height
- > Very low stand-by power loss
- > Maintained and non-maintained versions

CONSTRUCTION

- > Polycarbonate body finished in white
- > Lithium iron phosphate (LiFePO4) batteries
- > Integral driver
- > Supplied as standard with daylight (6500K) LED

TO SPECIFY ORDER

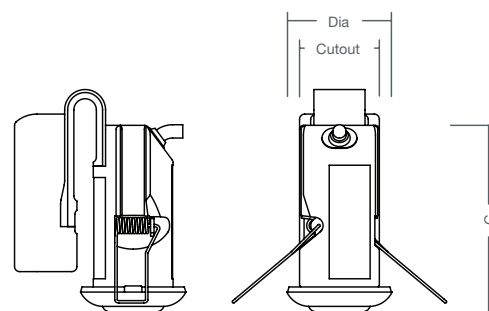
Recessed compact LED emergency downlight as per TamLite EMLED range

INSTALLATION NOTES

Recessed fix via fixing springs and wired via 3-way termination box

OPTIONS

- /DALI** DALI dimming control gear
- /AST** Emergency self test



RECESSED EMERGENCY DOWNLIGHT

| Order Code | Description | lm | W | lm/W | C (mm) | Dia. (mm) | Cut-Out (mm) | kg |
|------------|-------------|-----|---|------|--------|-----------|--------------|------|
| LEDLUXR2A | 2W - 6500K | 200 | 2 | 100 | 79 | 51 | 40-43 | 0.22 |



EMERGENCY - HIGH OUTPUT LED DOWNLIGHT FOR
OPEN AREAS AND ESCAPE ROUTES



Contact Us

Sales Centre

Tamlite Field Sales Centre,
Park Farm Industrial Estate,
Redditch, Worcestershire,
B98 0HU

T. +44 1527 517 777
E. sales@tamlite.co.uk
W. tamlite.co.uk

