



Product Name: HURRICANE

General Information

- This luminaire must be installed in accordance with the latest edition of the IET Wiring Regulations and local Building Regulation by a qualified competent person.
- The mains power supply must be turned off before inspection, installation or removal of the luminaire, ensuring that the supply is locked off to prevent inadvertently switching the supply on.
- It is the installer's responsibility to ensure that the installation is suitable for the total load of the luminaire(s). The supply cable fuses/circuit breakers must be correctly rated for the electrical load and taking into account for any transient inrush currents that may occur.
- It is the installer's responsibility to ensure that the environmental operating and storage conditions are complied with and that any fire risks are considered.
- Do not perform insulation strength or insulation resistance tests on the installation with the luminaire(s) connected, this can damage the luminaires and give erroneous readings.
- Do not loop-in supply cables at the luminaire supply terminals unless there is provision for 2-way connection at the terminals.
- The light source contained in this luminaire must only be replaced by TamLite Lighting or an appointed service agent.
- Emergency lighting luminaires must be installed and maintained in accordance with the emergency lighting standard BS 5266-1.
- To ensure that the product warranty remains valid, the luminaire must be installed and maintained in accordance with these installation instructions and the product must not be modified in any way.

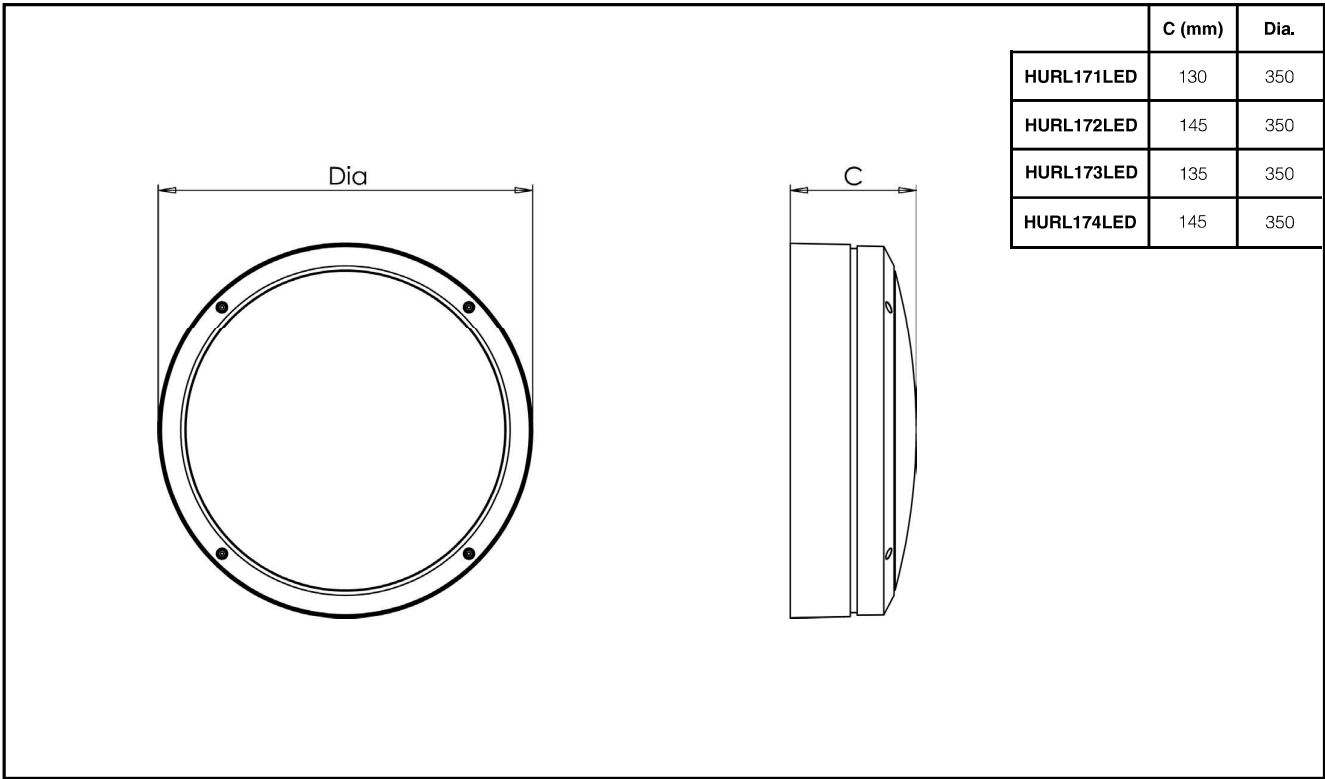


Luminaires marked with this symbol must not be covered with thermally insulating material.



This symbol on covers over light sources indicates dangerous live parts do not operate the luminaire with this cover removed.

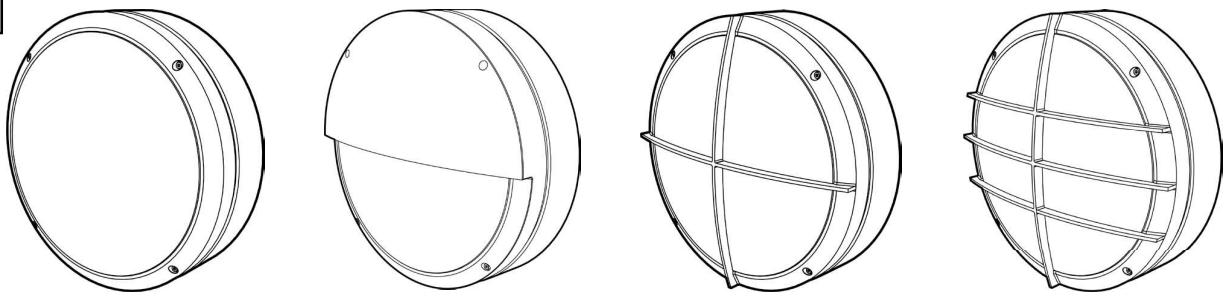
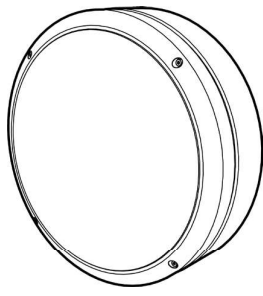
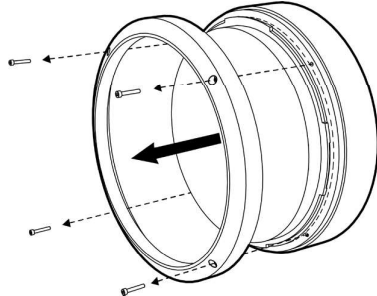
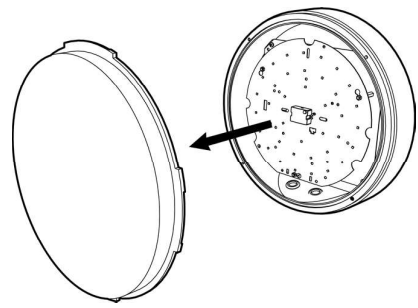
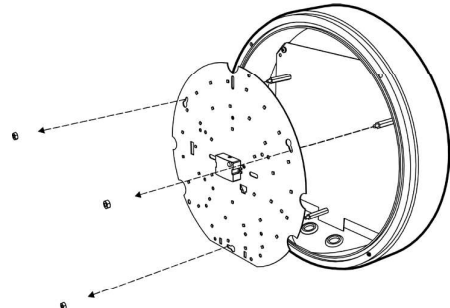
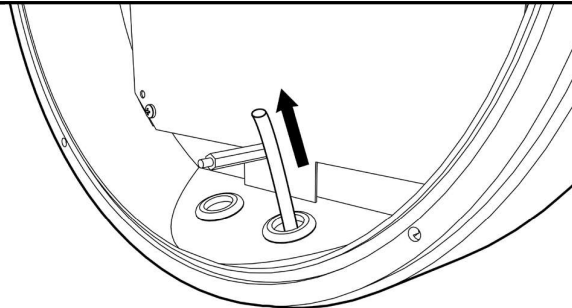
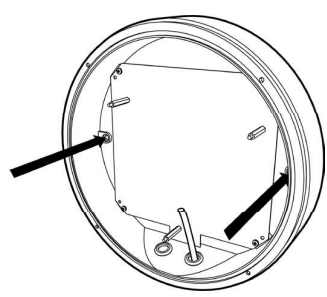
Dimensions



# INSTALLATION & OPERATING INSTRUCTIONS



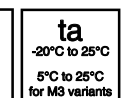
**Product Name: HURRICANE**

<div data-bbox="162 283 203 325">1</div> <div data-bbox="203 294 1421 588"></div> <div data-bbox="284 609 1323 640"><p>PLAIN                      EYELID                      CROSS                      GRILLE</p></div>			
<div data-bbox="162 651 203 693">2</div> <div data-bbox="349 672 609 966"></div> <div data-bbox="154 987 479 1018"><p>Remove the product from its packaging.</p></div>	<div data-bbox="812 651 852 693">3</div> <div data-bbox="933 672 1307 966"></div> <div data-bbox="803 987 1372 1018"><p>Remove the four screws which hold the diffuser retention ring in place.</p></div>		
<div data-bbox="162 1018 203 1060">4</div> <div data-bbox="267 1039 682 1344"></div> <div data-bbox="154 1354 470 1386"><p>Remove the diffuser from the luminaire.</p></div>	<div data-bbox="812 1018 852 1060">5</div> <div data-bbox="885 1039 1331 1344"></div> <div data-bbox="803 1354 1031 1386"><p>Remove the LED gear tray.</p></div>		
<div data-bbox="162 1386 203 1428">6</div> <div data-bbox="227 1396 795 1701"></div> <div data-bbox="154 1732 519 1764"><p>Bring supply cable through cable entry point.</p></div>	<div data-bbox="812 1386 852 1428">7</div> <div data-bbox="966 1407 1291 1701"></div> <div data-bbox="803 1732 1372 1764"><p>Secure luminaire body to mounting surface with appropriate hardware.</p></div>		

## Page 2 of 3

Tamlite Technical  
Stafford Park 12,  
Telford, Shropshire,  
TF3 3BJ

+44(0)1952 292441  
technical@tamlite.co.uk  
Document No: V1



**Product Name: HURRICANE**

